


Supporting Vocabulary – Make Every Word Count! Train the Trainer Session



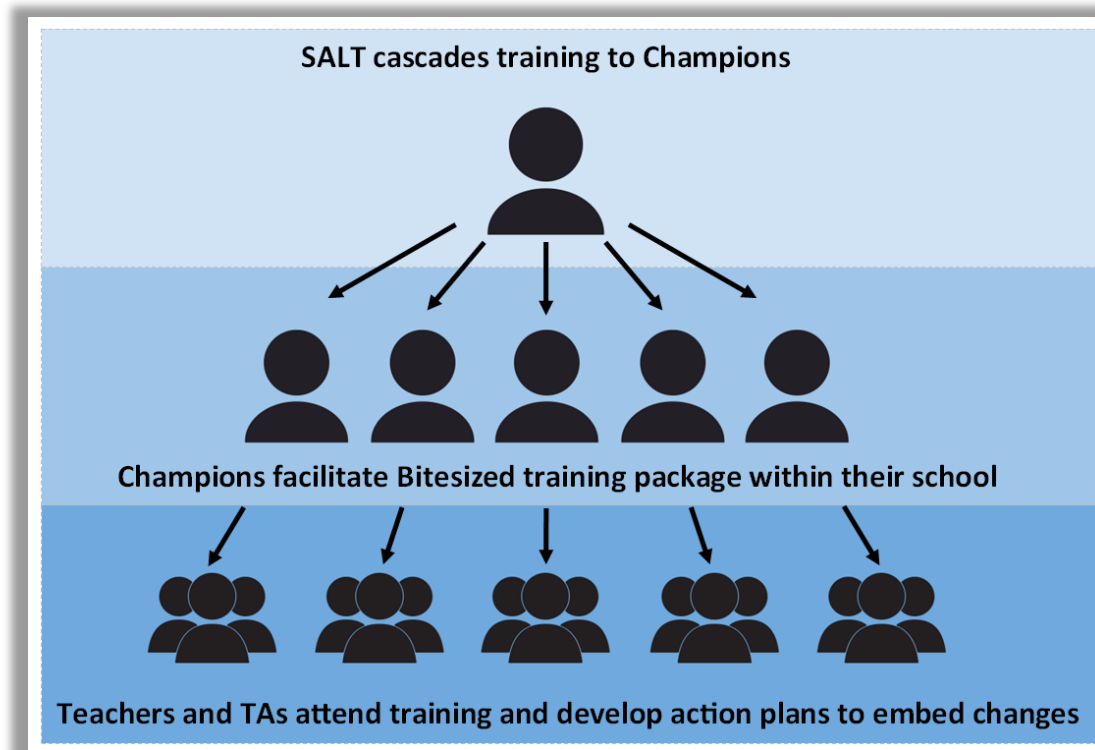
Deborah Naylor and Laura Meek
Manchester Speech and Language Therapy Services
November/December 2021

During this session...

- Introduce the training presentation
- Discuss how to prepare for the training
- Review additional resources:
 - MLCO website
 - Training facilitator's guide
 - Vocabulary teaching templates (resource pack)
 - Learner action plan
 - Learner certificate of attendance
 - SurveyMonkey link (to evaluate effectiveness of training)
- Take questions and outline future plans

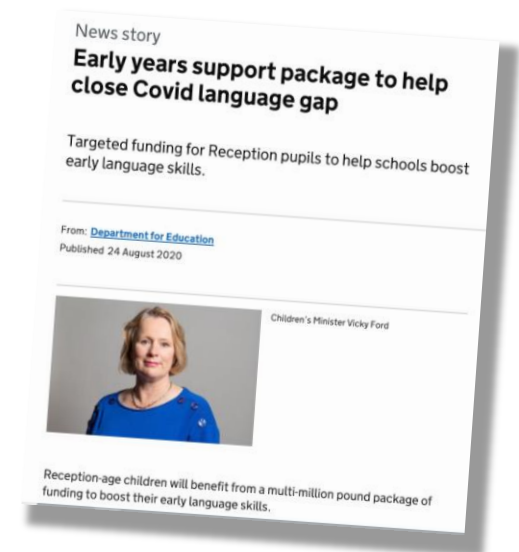
Who can facilitate the training presentation...

- Elklan Champions and/or SENDCo/SEND lead
- **NOT** part of Elklan training but school must have at least 1 Elklan-trained member of staff



About the training presentation...

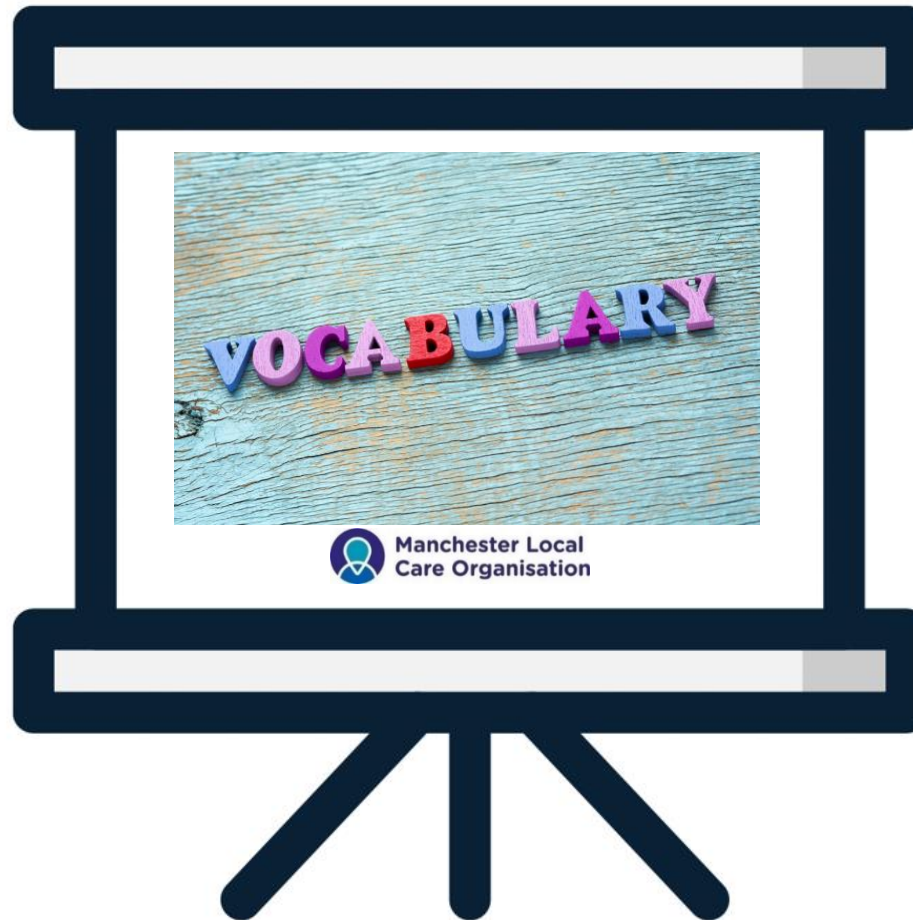
- Based on departmental 'bite-sized' vocabulary training package
- Appropriate for school staff working with children aged 5-11 years, although some of the information relevant to EYFS-aged children
- Request from Elklan Champions for support on cascading their knowledge to their colleagues in school
- Evidence that school closures due to the pandemic has compounded vocabulary difficulties



Structure of the training presentation...

- Facilitated by Elklan Champions/SENDCo/SEND Lead
- Teaching content pre-recorded by SaLT Team:
 - Worked examples and video clips
- Facilitators play/pause presentation at set points throughout the training session
- Break-off practical activities
- Electronic pack of resources to be shared before the training session
- After the session, learners complete an action plan and a 2-minute online survey
- Training session should take up to 1-hour

Training presentation walk-through...




How to prepare for the training session...

- Attend a Train the Trainer session
- Access the online training resources
 - <https://www.manchesterlco.org/salt-vocabulary-training/>
- Allocate a 1-hour training session and identify a suitable training space
- Familiarise yourself with the training plan and pre-watch the training presentation
- Give yourself a 'practice session' with another colleague
- Print out copies of the vocabulary action plan and certificate of attendance (one per attendee)


Additional resources...

- Website:


- <https://www.manchesterlco.org/salt-vocabulary-training/>



- Facilitator's training guide




- Vocabulary teaching templates (resource pack)



Additional resources...

- Learner action plan



Vocabulary Action Plan

What have I learnt?

What will I do differently?

How will I know it is making an impact?

Manchester Local Care Organisation

The form is a vertical document with a blue header and footer. It contains three white rectangular boxes for text entry, each preceded by a blue arrow pointing downwards. The footer features the Manchester Local Care Organisation logo.

- Learner certificate of attendance



Manchester Local Care Organisation

Certificate of Attendance

has attended

Supporting Vocabulary - Make Every Word Count! Training

and has learnt about the following topics:

- How children with vocabulary difficulties present in the classroom
- A model of vocabulary learning
- Practical tools and classroom strategies to promote vocabulary learning
- How to select the most useful word to teach (extended version)

Virtual Training package developed by:
Manchester Speech and Language Therapy Service

Date:

The certificate is a vertical document with a blue border. It features a header with the Manchester Local Care Organisation logo, a central title, and a list of learning topics. The footer includes the name of the service and a date field.

- SurveyMonkey link:

➤ <https://www.surveymonkey.co.uk/r/7V7BD2W>



Any questions?

Alex Binns: alex.binns@mft.nhs.uk

Future plans...

Additional training packages

Good luck and we hope you and your school colleagues
find this training package useful!